



MON VAIR

CUSTOMIZATION GUIDE

CHOOSE A PRINT METHOD

Your final suite can be printed in one of three methods.
See Bridal Guide on our website for more detailed descriptions.

DIGITAL Most budget friendly, and ideal for watercolor illustrations.

LETTERPRESS Text and illustrations are elegantly indented into paper.

FOIL Artwork is stamped in shiny metallic foil onto the paper.

CHOOSE A PAPER TYPE

**The paper options for your suite will vary based on the printing method.*

Paper weight and thickness is measured in pounds. A thicker stock will be measured by a higher number (220#), while a thinner paper will be measured with a lower number (80#).

Our cotton papers come in 110 pound weights and anything above 110# can only be used for letterpress or foil jobs. All our papers, cotton and card stock, can be duplexed to make it thicker after digital printing.

Duplexing is the process of permanently adhering two sheets of paper back-to-back, resulting in double thickness! This is perfect if you love watercolor illustrations and thicker paper!

CRANE'S COTTON LETTRA 200#

This paper provides for rich, deep impressions and an elegantly soft texture.

OR

ARTURO 100#

This delicate, handmade paper complete with rough edges, the perfect touch to wow your guests.

CRANE'S COTTON LETTRA 100#

CHOOSE A PAPER COLOR

COTTON

flourescent white

pearl white

ecru

COTTON

flourescent white

pearl white

ecru

ARTURO

pearl white

ecru

CHOOSE AN INK COLOR

Below is a select few of our House ink colors. We have a wonderful variety of over 500 house inks and are able to custom match a color at an additional \$60.

Please ask to see our entire house ink stock list by emailing us!



*PLEASE NOTE THAT EACH SCREEN SHOWS COLORS DIFFERENTLY.

INVITATION WORDING

MR. AND MRS. BILL O'BRIEN
REQUEST THE HONOR OF YOUR COMPANY
AT THE MARRIAGE OF THEIR DAUGHTER

Anna Maria
to
Mike Anderson

SATURDAY THE THIRD OF MAY
TWO THOUSAND AND SIXTEEN
AT FIVE O'CLOCK IN THE EVENING

The Newland Estate
Malibu, California

RECEPTION TO FOLLOW

This sample can guide you in choosing your wording, but feel free to be as creative as you'd like! Keep in mind that most invitations can only hold 10-12 lines of text.

CALLIGRAPHY STYLE

These portions of your invitation will be written in the calligraphy style of your choice, unless otherwise noted.

TYPE CHOICES

Congratulations
À LA MODE

Congratulations
SWELL

congratulations
WINDSWEPT

congratulations
WINDSWEPT

TYPE STYLE

The rest of your suite will be written in one of our go to typefaces, unless there's a different style you really like!:

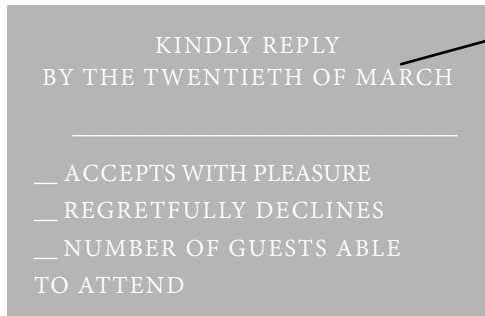
TYPE CHOICES

Devanagari | ALL CAPS | *italic*

Avenir Next | ALL CAPS | *italic*

RESPONSE CARD WORDING

An example of response card wording is provided here. Again, feel free to take creative liberties.



This portion of the response card will be written in the calligraphy style you've chosen (unless otherwise notified).



DETAIL CARD WORDING


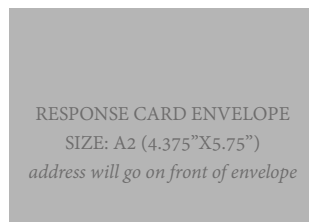



The details card serves to inform your guests of any other important information regarding your wedding plans. Here is one example of how the card might be worded.

This portion of the details card will be written in the calligraphy style you've chosen.

ENVELOPES

Here are a few color options available envelopes but remember, anything is possible with paper!



TIMING

BOOK
CUSTOM
INVITATIONS

three
months
before
send out

DIGITAL
PROOF
PROCESS

2 free
revision
rounds
included

SEND
DESIGNS TO
PRINT!

3 weeks
+ 2 weeks
*for envelope
addressing*

RECEIVE
YOUR
ORDER!

Whether you're sending out save the dates and/or invitations, make sure to reserve enough time. Our custom stationery items follow the above timeline for ordering. Don't forget to add on an additional two weeks for calligraphy addressing, if you're interested in that as well!

GUESTS' NAMES

Your guests' names should always be written in full on envelopes.

Though etiquette for addressing and assembling wedding invitations has relaxed, some concerns are still relevant. For example, your guests' names should be written in full on outer envelopes, avoiding nicknames or initials. Use the appropriate social titles as well, such as addressing married couples as "Mr. and Mrs." If a man's name has a suffix, write "Mr. Joseph Morales, Jr.," or "Mr. Joseph Morales IV"; "Junior" can be spelled out on a more formal invitation.

ADDRESSES

As with your guests' names, always spell out all words in an address on your wedding envelopes. Avoid abbreviations like "St.," "P.O. Box," and "Apt.," and instead opt for "Street," "Post Office Box," and "Apartment." This applies to city and state names as well, such as "California" as opposed to the usual "CA." House numbers smaller than 20 should also be spelled out.

St. _____
P.O. Box _____
Apt. _____
CA _____

RETURN ADDRESSES

One last, very important part of your wedding invitation is the return address on your envelope. Traditionally, the address appears on the back flap of your envelope and includes the address of the host(s), no names necessary. Today, with many weddings having multiple hosts, the return addressee comes down to who volunteers for the very important job of keeping track of the replies and the Excel spread sheet! Also keep in mind that this address is code for where registry gifts will be sent.

TAKE IT UP A NOTCH!

ITEMS TO TURN YOUR INVITATION SUITE INTO A TREASURED KEEPSAKE AND HAVE YOUR GUESTS EXCLAIMING, "HOT DAMN!" WHEN THEY OPEN.




OUTER ENVELOPE/BOX



INVITATION POCKET FOLIO

*VELVET, PAPER, LINEN, YOU NAME IT! WE LOVE WORKING WITH THE ABOVE ENCLOSURES TO ADD AN EXTRA DOSE OF THAT PERSONAL AND UNIQUE TOUCH PS. WE CAN ENGRAVE IT TOO!



*MATERIAL COSTS AVAILABLE UPON REQUEST



TISSUE PAPER WRAPPED AROUND ENVELOPE W/ RIBBON, TWINE, ETC. TIED AROUND THE BELLY

ADDED FLAVOR FOR YOUR COMPONENTS THAT WON'T BREAK THE BANK! ASK US FOR PRICING DETAILS TO SEE IF IT'S WITHIN YOUR BUDGET

EDGE PAINTING



CUSTOM ENVELOPE LINER

INNER ENVELOPE LINED WITH WATERCOLOR ILLUSTRATIVE PATTERN WITH YOUR UNIQUE DESIGNS FOUND IN YOUR SUITE

*CUSTOM LINER COSTS AVAILABLE UPON REQUEST

CUSTOM WAX SEAL

SEAL AND WAX COLOR DESIGNED TO COMPLEMENT YOUR SUITE. ASSEMBLY COSTS INCLUDED WITHIN AGREEMENT.

*COST OF MATERIALS AVAILABLE UPON REQUEST

